


Slot 15cm  
above chin

Left side rail  
in line with chin

## 1. Table Bar attachment



Side  
view

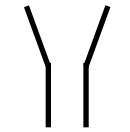
Top view

## 2. Main Assembly

5mm  
scopes



10mm  
scopes



## 3. Cradle Direction

Place clamp in Table Bar slot




Slide & lock


## 4. Position Camera Cradle at patient midline



Cradle must be at  
patient midline



## 5. Adjust Tension



**6. Extend Length**



Wrap over  
and under

**7. Sterile Plastic**

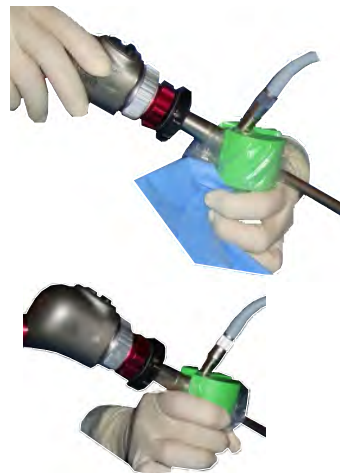


Cut hole in sterile drape to  
expose Camera Cradle

**8. Sterile Drape**



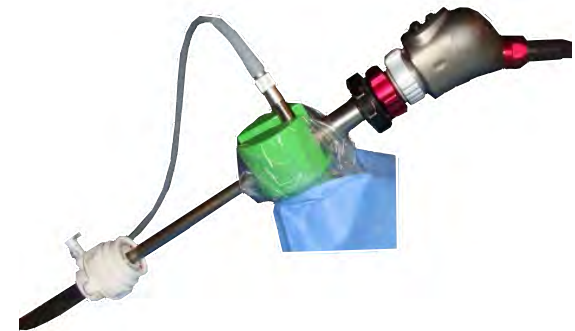
**9. Place Camera in Cradle**



Two  
hands

One  
hand

**10. Camera Movements**



**11. Keep Upright**